

## Buoy type automatic level controller

### ENG

This device guarantees automatic, safe and reliable control, regulation and signalling of the level of liquids in; steam boilers, pressurised vessels, preheaters, processes, etc.


In accordance with the requirements of the pressure equipment directive 2014/68/EU.

#### Specifications:

- Materials carefully selected for their resistance to wear and tear, temperature and corrosion.
- Simplicity of construction ensuring minimum maintenance.
- The area of connectors, terminals, magnetic switches, etc., is attached to a totally tightness base in the area in contact with the fluid.

A cover of isolating temperature resistant material prevents the entry of dust or dirt, etc. IP-65 protection.

- The components of the magnetic switch are rigorously selected to guarantee long life and total operating safety.
- Silver alloy breakers.
- Easy to connect and adjust the operating points.
- Models with multi-slatted polyprismatic reflector sight glass allow visual level readings, making a clear difference between the liquid and gas stages of the fluids. The sight glass is made of boron silicate and is designed so that if it accidentally breaks it will not fall out in pieces.
- All of the equipment and the switches have been thoroughly tried and tested.
- Each of the components is numbered, registered and checked. If prior request is made a certificates of materials, batch and tests will be supplied.



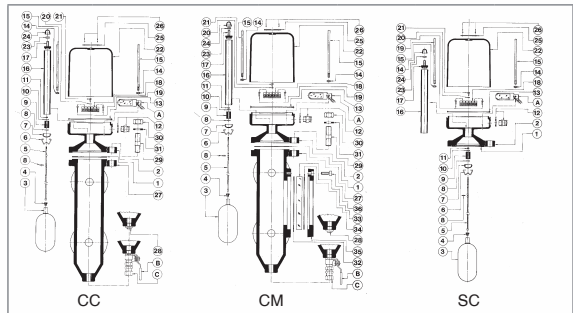
### IMPORTANT

In steam boilers and other vessels with precipitating fluids we recommend adding a blowoff valve to the equipment, Mod. 999, 1/2" joined to the waste pipe for periodic release of sludge. As a minimum a 2 ÷ 3 second release must be performed every 8 hours. If the 076-SC Model is connected to steam boilers or to vessels with turbulent fluids they must be supplied with the corresponding breakwater.

Depending on demand:

- Possibility of manufacture in other types of material, for use in special working conditions (high temperatures, fluids, etc.).
- Other connections and body length.
- Stainless steel buoy (EN-1.4401) with coating of Epoxy, PTFE (Teflón), Chemical nickel, etc.
- Other sizes of buoy.

MODEL	CC				CM				SC									
DN	25				25				-									
h <sup>1</sup>	190	250	190				250	-										
CONNECTION	I - Flanges PN-16 EN 1092-1								4 Screws M.16x40									
	II - Flanges class 125 lbs ASME/ANSI B 16.1																	
H	655	715	655				715	536	596									
H1	790	840	790				840	-	-									
M (MAX. LEVEL FLUCTUATION)	120				120				120									
E (MIN. DISTANCE BETWEEN SWITCHES)	30				30				30									
E (MINIMUM)	25				25				25									
MAX. NF (OF SWITCHES)(2)	5				5				5									
h <sup>2</sup>	160				160				160									
h	262				262				262									
L <sub>z</sub>	312	372	312				372	312	372									
L <sub>1</sub>	100	100	100				100	-	-									
BUOY	ø 60 x 120		ø 60 x 120				ø 60 x 120											
F (FLOATING LEVEL IN WATER)	87				87				87									
REFLECTION GLASS	-	-	N° III 165 x 34 x 17				N° VI 250 x 34 x 17		-									
V	-				140				-									
R	1/2"				1/2"				-									
Whitworth gas-tight cylindrical female thread ISO 228/1 (DIN-259)																		
CONNECTING FLANGE	D	115	110	115	110	115	110	115	110	115	110	-						
	K	85	79,40	85	79,40	85	79,40	85	79,40	85	79,40	-						
	I	14	15,90	14	15,90	14	15,90	14	15,90	14	15,90	-						
	b	16	14,30	16	14,30	16	14,30	16	14,30	16	14,30	-						
	DRILLS N°	4				4				-								
	C x C	-				-				130x130								
	K <sub>1</sub> x K <sub>1</sub>	-				-				98,3x98,3								
	I <sub>1</sub>	-				-				18								
	B	-				-				110								
	DN <sub>1</sub>	-				-				70								
COUPLING FLANGE	K <sub>1</sub> x K <sub>1</sub>	-				-				98,3x98,3								
	r	-				-				M16								
	b <sub>1</sub>	-				-				Metric female thread ISO (DIN-19) 1973								
	b <sub>2</sub>	-				-				20								
	N° OF THREADS	-				-				3,5								
	C x C	-				-				130x130								
	A	-				-				109,8								
	S	-				-				90								
	T	-				-				4,5								
	G	-				-				88,9x3, (DIN-2448)								
N	-				-				3									
WEIGHT IN kgs.	14,40	17,40	16,30				22,00		4,60									
CODE	VIEWER																	
	2104-076	-	-	-	-	-	-	-	-	-	-							
	51061	510611	51062	510621	51063	510631	51064	510641	51065	510651	51066	510661	51067	510671	51068	510681	50061	50062



N°.	PIECE	MATERIAL			
1	Base joint	Klingerit cardboard			
2	Base	S. steel (EN-1.4408)			
3	Buoy (1)	S. steel (EN-1.4401)			
4	Connector	S. steel (EN-1.4401)			
5	Guide rod	S. steel (EN-1.4401)			
6	Cap securing clip	S. steel (EN-1.4310)			
7	Cap end stop	S. steel (EN-1.4301)			
8	Buffer	S. steel (EN-1.4301)			
9	Magnet	Alnico - 500			
10,20	Washer	S. steel (EN-1.4401)			
11,14,23	Nut	S. steel (EN-1.4401)			
12	Gland	Brass (EN-CW617N)			
13	O-ring gasket	Fluorelastomer (Vitón)			
15	Switch mounting	S. steel (EN-1.4305)			
16	Guide tube	S. steel (EN-1.4401)			
17	Cap	S. steel (EN-1.4301)			
18	Terminal block	Bakelite			
19,21	Screw	S. steel (EN-1.4401)			
22	Cap	Aluminium (EN-AC-43000)			
24	Cap	Plastic			
25	Plate	Aluminium			
26	Rivets	Aluminium (AlMg5)			
27	Body	Cast iron (EN-5.1301)			
28	Cap	Carb. steel (EN-1.1181)			
29	Stud	Casb. steel (EN-1.1181)			
30	Nut	Carb. steel (EN-1.1141)			
31	Washer	Carb. steel (EN-1.1141)			
32	Coupling	Graphite			
33	Crystal	Boron-Silicate			
34	Coupling	Klingerit cardboard			
35	Sight glass cover	Cast iron (EN-5.1301)			
36	Cover screws	Cast steel (EN-1.1191)			
	DN	25 (EN, ANSI)(2)			
	PN	16			
OPERATING CONDITIONS	PRESSION [bar]	13,3	11,9	10,9	10,4
	MAX. TEMP. [°C]	150	200	250	300
	MIN. TEMP. [°C]	-10 (3)			

- (1) See brochure for Model 152 Ø60x120.  
 (2) In Model 076-SC the coupling is made with 4 M.16x40 screws.  
 (3) As long as the equipment is free of humidity. Under the same conditions Model 076-SC can work up to -60°C.

- Ⓐ The buoy type automatic level controller Model 076 is supplied with no Model 262 magnetic switches. All switches requested are supplied separately.  
 Ⓑ Ⓒ The blowoff valve and the waste water pipe joint are options on request.

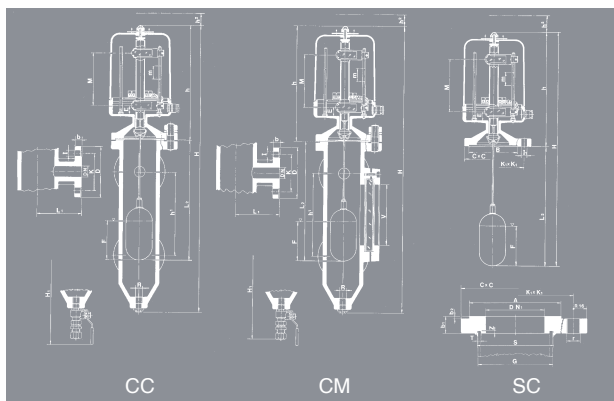
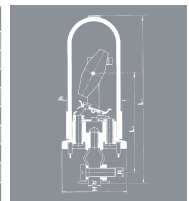
## Magnetic switch Model 262

### Specifications

Electrical characteristics: — Voltage: 220 V.A.C.  
 — Current: 1 A.

Magnetic characteristics: — Material: ALNICO - 1500.  
 — Residual induction (Br): 8500 / 8600 G.  
 — Coercive force (Hc): 1400 / 1500 Oe.  
 — Energy index (B-H) maximum: 4,2.

MODEL	262
R	M.4 Metric male thread ISO (DIN-13)
H	27
h	23
h <sup>1</sup>	5
L <sub>1</sub>	70
L <sub>2</sub>	43
WEIGHT IN kgs.	0,041
CODE	2104 - 262.0000



- (1) Attached to the same mounting.  
 (2) The maximum number of switches is 5 for each of the two mountings.  
 The buoy type automatic level controller Model 076 is supplied with no Model 262 magnetic switches. All switches requested are supplied separately.  
 (3) F = Front viewer. D = Right viewer. I = Left viewer.